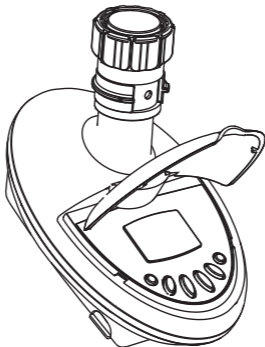


9001BT

Bluetooth 9001BT Hose-End Controlador de Irrigação bluetooth



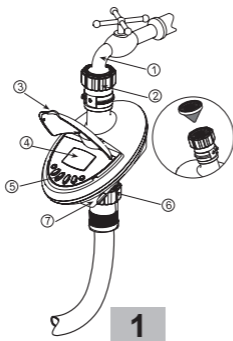
Kfar-Blum 1215000, Tel. 972-4-690-0222 Fax.972-4-690-2727

E-mail: info@galconc.com, www.galconc.com

1. PROGRAMADOR PARA TORNEIRA

1.1 Identificação dos componentes

1. Ligação à torneira
2. Filtro interior
3. Tampa superior
4. Visor do programador
5. Teclas de programação e comando
6. Ligação à mangueira
7. Compartimento da pilha



2. COLOCAÇÃO DA PILHA NO PROGRAMADOR

2.1 Instalação da pilha

- Segure o programador virado para baixo, ficando com o compartimento da pilha virado para si.
- Retire a tampa do compartimento.
- Ligue a pilha de 9V ao programador
- Depois de ligada a pilha volte a fechar o compartimento, fazendo uma ligeira pressão na tampa até que esta se feche.

- **Importante!:**

Quando trocar a pilha, certifique-se se o compartimento da mesma está seco.

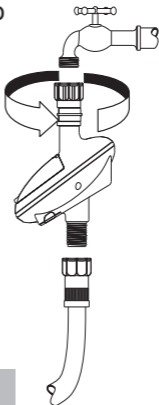
Use apenas pilhas alcalinas



2.2. Montagem do programador na torneira

Segure o programador pressionando o tubo superior do mesmo contra a torneira, ao mesmo tempo rosque a união de rosca entre estes dois elementos (ver fotografia).


Ligue a mangueira ao tubo inferior do programador usando uma união de rosca Ref. BSP 3/4" (não incluída)




3. PROGRAMAÇÃO DA REGA

3.1. Método de programação

O Programador de Rega Computarizado é programado com a ajuda de 4 teclas:

 Selector de passos de programação para seleccionar o modo de programação desejado (ex. modo de fixação do relógio).

 Tecla de selecção de parâmetros serve para seleccionar os parâmetros a alterar (ex. hora, minutos, etc.). Apenas quando o parâmetro está intermitente, pode ser alterado.






- ⊕ Tecla de aumento altera o valor do parâmetro seleccionado (ex. aumenta uma hora)
 - ⊖ Tecla de diminuição baixa o valor do parâmetro seleccionado (ex. diminui uma hora)
- Se não efectuar nenhuma alteração, o visor do programador volta á imagem principal (de relógio), pode no entanto continuar a programação a partir desse ponto.

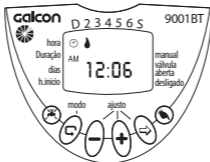
Rega de Emergência: Se não se carregar em nenhuma tecla, o relógio piscará continuamente. Depois de 10 minutos, o programador implementa um modo de rega de 5 minutos em cada ciclo de 24 horas.

3.2. Acerto da hora actual e dia da semana

Para fazer com que o programador faça actuar o sistema de rega nas horas pretendidas, a hora e o dia actual da semana devem programar-se como se demonstra no passo seguinte:

Acerto da hora actual no relógio:

1. Prima  várias vezes até que  apareça.
2. Prima . Os dígitos das horas ficam intermitentes. Acerte a hora actual usando  e  (tenha atenção às designações AM e PM).





3. Prima \Rightarrow . O dígitos dos minutos ficam intermitentes. Acerte os minutos actuais usando \oplus e \ominus .



3.3. Acerto do dia da semana




1. Prima \Rightarrow até que uma seta ascendente apareça no canto superior do visor.
2. Mova a seta até ao dia da semana correcto usando para tal \oplus ou \ominus .

3.4. Programação por Horas de Início

3.4.1 Duração da rega:



Pressione  até que apareça  em duração.



Os dígitos da hora piscam. Pressione  ou  e seleccione as horas de duração.

Prima , o dígito dos minutos piscam seleccione os minutos com  ou  no tempo desejado.


3.4.2 Fixar os dias de rega:

Pressione  até que apareça 








A continuar pressione , e vai aparecer  “gota” a piscar debaixo de lunes.

Pressione  para aceitar ou  para o desactivar.

Em caso de aceitação a gota fica fixa



caso contrário a gota desaparece, só rega nos dias em que a gota aparece. Se o que pretende é realizar um programa por ciclo de rega, os dias da semana têm que estar desactivados. Para assim desejar, neste mesmo modo pressione a tecla  até que apareça OFF no visor.


3.4.3 Fixação de um programa:





Pressione  até que apareça *START!*. Se está a programar pela 1ª vez, aparecerá piscando a palavra OFF no visor. Pressione  ou  e aparecerá o formato hora, com estas teclas seleccione a hora. Pressione  igual ao passo anterior, com as teclas  ou  e seleccione os minutos, repita a operação se quiser activar mais arranques. Pressione  até que apareça







START II...III ou *IV* (IV maximo de arranques)

3.5 Programação por ciclos de rega:

ATENÇÃO: Antes de proceder a este tipo de programação, certifique-se que os dias de rega estão desctivados em *OFF*. Para por os dias em *OFF*, pressione  até que apareça o simbolo 

Continuando pressione  várias vezes até que apareça *OFF* no visor.

Pressione , aparecerá  e a palavra *OFF* a piscar. Pressione  ou  e seleccione o ciclo pretendido.




Pressione  e aparecerá *START* e a hora a piscar, seleccione com  ou  a hora pretendida, pressione  para passar aos minutos, com  ou  seleccione os minutos desejados.

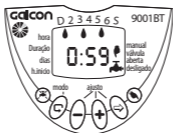
Pressione  ao continuar verá a gota 

a piscar, que identifica o dia da semana. Com ⊖ ou ⊕ ponha o dia em que pretende que comece o ciclo de rega.

NOTA: Recorde que se quiser alterar a sequência no dia em que está a programar, certifique-se que a hora do início é posterior à hora em que está a programar.



3.6. Operação manual:



Esta operação acciona a válvula por um período de tempo previamente definido no programa. A válvula fecha-se automaticamente no final do período de rega. **Operação:** Prima  até que apareça  junto a palavra “manual”, e apareça  por baixo.

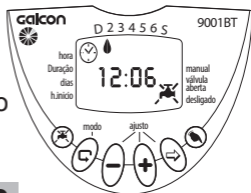


3.7. Suspensão do programador

Esta opção é para suspender temporariamente o controlo do programador sobre as válvulas, por exemplo quando chove, mantendo guardada a programação de rega em memória até que a suspensão seja cancelada.


Suspensão: Prima  durante 3 segundos até que apareça o simbolo  no visor.

Cancelar a suspensão: Prima durante 3 segundos para retomar a programação e o simbolo  desaparecerá. Durante a suspensão o modo “manual”  não funciona.



4. Outros avisos

4.1 Aviso intermitente de pilha fraca

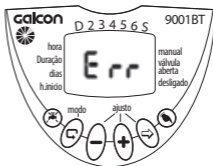
Quando a pilha está fraca, um icon () pisca no visor. No entanto a piha ainda tem uma pequena carga para fazer acionar a válvula. A pilha deve ser substituída rapidamente.

Se a pilha não for substituída o programador ainda actua 8 vezes de acordo com o programa estabelecido depois suspende a programação e aparece a palavra OFF no visor.

A substituição da pilha ser feita em 30 segundos para que não se perda os dados programados.

4.2. Erro de programação

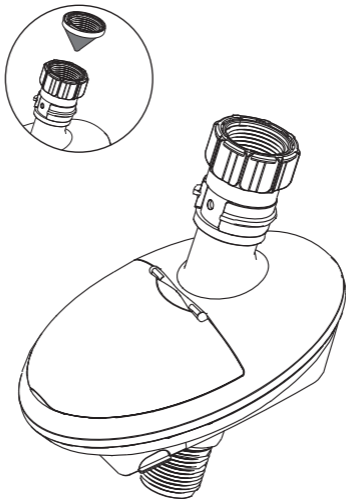
No programa ciclico (veja a secção 3.5), se a duração da rega programada é igual ou maior que o ciclo de rega, aparece a palavra **Err**. Para cancelar este erro, prima ⊕ para aumentar o ciclo de rega



4.3. Manutenção

Se não utilizar o programador por um largo período de tempo recomendamos que retire a pilha.

O controlador contém um filtro interno que deve ser retirado e limpo regularmente (4 a 6 vezes ano), a duração das pilhas é de menos de um ano.



Limited Warranty Certificate and terms of service for "Galcon Smart products (GSI, Cyber Rain, 7101BT, 9001BT, 11000BT)"

1. Galcon sells the "Galcon Smart" irrigation controllers ("the products") and provide associated product software in means of browser based software and/or mobile application software and/or client based software and/or any other software that provided with the product ("the Product Software") and certain services ("the Services") through Galcon's Web Site (www.galconc.com) and/or through any mobile phone and devices application download center and/or through self-installation software ("the Site"). This Limited Warranty Certificate and Terms of service ("these Terms") constitute a legal agreement between Galcon and the original purchaser of the Product ("the Customer"), and shall govern the Customer's access and use of the Services and the Product. By accessing the Site and/or by using the Services and/or the Product, the Customer agrees that he has read, understood, accept and agree to be bound by these Terms. If the Customer does not agree with any of the provisions of these Terms, the Customer must not access or use the Services and/or the Product.
2. Galcon shall, for a limited period of 36 months from the retail purchase date of the original (first) purchaser ("the Warranty Period"), provide limited warranty for the Product(s) and the Services, as provided for and subject to the provisions and limitations of these Terms. Without derogating from the foregoing, Galcon does not take any obligation to provide the Services (or any part therefrom) beyond the Warranty Period.
3. Galcon's Warranty for the Product and/or the Services only extends to the Customer who, upon requesting warranty service, must present Galcon with a valid and dully signed contract with Galcon (or any of its authorized dealers) together with a valid purchase receipt. Failure to produce the said documentation will result in the request for warranty being null and void.
4. Galcon warrants to the Customer that the Product shall materially conform to the description in Galcon's documentation and shall be free from defects in material and workmanship. Accordingly, Customer's sole and exclusive remedy under this warranty is the repair or – to Galcon's sole discretion – the replacement of the Product or any part/s according to the terms of this Warranty, and no other remedy shall be available. Therefore, if - within the Warranty Period - the Product is proven to be defective by reason of faulty workmanship or materials by Galcon, Galcon undertakes, with reasonable promptness, to have the defective Product (or any part/s thereof) repaired, or

- at Galcon's discretion, replaced; All subject to the terms and conditions of these Terms.
5. Galcon's warranty for the Product and/or the Services and/or otherwise, shall not apply to any of the following: (i) any conduct (by act or omission) not by Galcon, including any misuse/abuse of any Product and/or the Services (or part/s thereof), and/or any failure to install and/or use any Product in full compliance with Galcon's instructions; (ii) other systems/components/devices/technologies and/or the integration/interface thereof with any Product.; (iii) any part/component which has been included/installed in any Product not at Galcon's approval and/or other than by Galcon; (iv) any actual or attempted change/repair/interference of/with any Product (including any use/handling of, and/or interference/dealing with, any code of any software included/used in the Product) other than by Galcon; (v) any data/information/content which has been inserted/included in a Product and/or the Services; (vi) malfunction or damage resulting from accidents, which occur during transit and/or handling, and/or malfunction or damage due to fire, earthquake, flood, lightning and/or any other external disaster; (vii) unforeseen accidents, wear and tear, or any other external factors beyond Galcon's reasonable control, or to any Product installed, repaired, adjusted, rebuilt, modified, changed or converted by any person (including the Customer) other than Galcon;
 6. In addition and without derogating from the provisions of these Terms, Galcon's warranty and the Customer's rights to use/access the Services and/or the Site, is conditioned upon the all of following Customer's undertakings taking place: (i) Customer's operating and maintaining the Product and/or the Services in accordance with Galcon's instructions; (ii) Customer's not being in default of any payment obligation to the Galcon (or its authorized dealer, as relevant); (iii) the Customer shall not license, sell, rent, lease, transfer, assign, distribute, host, or otherwise commercially exploit the Services; (iv) the Customer shall not to modify, make derivative works of, disassemble, reverse compile, or reverse engineer any part of the Services; (v) the Customer shall not to access the Services and/or the Site in order to build a similar or competitive service; (vi) except as expressly stated herein, no part of the Services may be copied, reproduced, distributed, republished, downloaded, displayed, posted, or transmitted in any form or by any means; (vii) the Customer shall not upload, transmit, or distribute any computer viruses, worms, or any software intended to damage or alter a computer or communication network, computer, handheld mobile device, data, the Services, the Product, the Product Software, or any other system, device or property; (viii) the Customer shall not interfere with, disrupt, or attempt to gain unauthorized access to, the Site, the servers or networks connected to the Services or violate the regulations, policies, or procedures of such

- networks; (ix) the Customer shall not access (or attempt to access) any of the Services by means other than through the interface that is provided by Galcon; (x) the Customer shall not remove, obscure or alter any proprietary rights notices (including copyrights and trademark notices) which may be contained in or displayed in connection with the Services; (xi) any use or access by anyone under the age of 18 is prohibited.
7. Subject to these Terms, as well as additional guidelines, terms, or rules referred to in this document and incorporated by reference into these Terms, Galcon grants the Customer a non-transferable, non-exclusive, limited right (without the right to sublicense) to use the Services for the Warranty Period only and solely for the purpose of controlling and monitoring the Product installed on Customer's property.
 8. Galcon does not give any warranty or guarantee whatsoever in respect of any Product or Services (or any part/s thereof) which has not been manufactured and distributed by Galcon and which has not been purchased from Galcon or any of its authorized dealers, whether such products are branded with any trademarks similar to any trademark belonging to or used by Galcon.
 9. After replacement or repair of the Product, the Warranty for the new or repaired Product shall be valid only for the non-expired period of the original Warranty Period. Any defective Products or part/s, which has been replaced, shall become Galcon's property.
 10. Galcon reserves the right to charge the Customer if any warranty service is requested and carried out but no fault is found in the Product or if such defect/fault is not under Galcon's Warranty.
 11. Notwithstanding anything to the contrary, Galcon shall not be responsible and/or liable, under any circumstances and in any way, for any loss, damage, costs, expenses, expenditures, responsibility and/or liability (including of Customer and/or any third party) – including (without limitation) direct and/or indirect (including incidental and/or special and/or consequential), however arising, including in respect of damages to or loss of property and/or equipment, loss of profit, loss of use, loss of revenue or damages to business or reputation, whether or not based on breach of contract, tort (including negligence), product liability or otherwise - arising from the performance or non-performance of any aspect of the Services and/or the Product and/or access to Site or any part thereof; All of the above, whether or not Galcon and/or the Customer shall have been made aware of the possibility of such loss.
 12. In any event, any liability which Galcon may have in connection with the Product and/or the Services and/or access to Site and/or these Terms, including (without limitation) in connection with and/or resulting from the Product (or any part thereof) and the use

thereof and/or the Services, shall be limited to a total amount (for all damages, claims and causes of action in the aggregate) equal to the consideration actually received by Galcon from the Customer for the Product. The limitations shall apply whether the liability is based on contract, tort, strict liability or any other theory.

13. The Customer warrants and agrees, that Galcon owns and shall continue to own all title, rights and other interests (including all intellectual property rights) in connection with the Product, the Site, the Services, and all content available through the Site, including any and all trademarks, service marks, and logos contained therein. The provision of the Product, the Product Software, and/or the Services does not transfer to the Customer or any third party any rights, title, or interest in or to such intellectual property rights. The Customer may not copy, further develop, reproduce, republish, modify, alter, download, post, broadcast, transmit, or otherwise any material made available in the Site or the Services.
14. The customer creates data when he uses the service that is related to programming the product. The customer hereby provides Galcon with a license to use, upload, display, copy, manipulate, and store any data that the Customer shall create/insert when he uses the Services and/or the Product. The customer acknowledges and agrees that he shall always remain solely responsible and liable for its said data.
15. Galcon has no obligation to accept, display, review or maintain any Customer content. Moreover, Galcon reserves the right to edit, delete, distort or move Customer's content from the Site and/or Services without notice for any reason at any time. Any submitted Customer's content shall not be considered confidential and may be disseminated by Galcon without any compensation to the Customer. Customer's content may be available to the public, and the Customer should have no expectation of privacy with respect to its content. The Customer acknowledge that he provide his personal information at its own risk.
16. The Customer warrants and agrees, that the Provision of Services is dependent upon the receipt of information from a variety of third party sources, including with respect to weather data and therefore cannot guarantee the accuracy of such information. The site and services are provided on an AS IS and on available basis without warranties of any kind from Galcon. The use of the Site, the Product and/or the Services is at the Customer sole risk.
17. Galcon is not responsible for any problems or technical malfunction of any telephone network or lines, wireless network of any kind (Wifi, Cellular, Bluetooth or other) computer online systems, servers or providers, computer equipment, or software due to

technical problems or traffic congestion on the internet or on the Services and/or the Site. Under no circumstances shall Galcon be responsible for any loss or damage resulting from use of the Product, Site and/or the Services.

18. Galcon may suspend or terminate the Services and/or the Customer's account at any time upon written notice to the Customer that the Customer breaches these Terms and, to the extent that the breach can be cured, the Customer does not cure that breach within 14 (fourteen) days.
19. This Warranty and the remedies set forth herein are exclusive and in lieu of all other warranties, remedies and conditions, whether oral, written, statutory, express or implied. GALCON SPECIFICALLY DISCLAIMS ANY AND ALL STATUTORY OR IMPLIED WARRANTIES, INCLUDING, WITHOUT LIMITATION, WARRANTIES OF MERCHANTABILITY AND FITNESS FOR A PARTICULAR PURPOSE AND WARRANTIES AGAINST HIDDEN OR LATENT DEFECTS.
20. The Customer shall be solely responsible for the selection, use, efficiency and suitability of the Product(s).
21. The provisions of this Limited Warranty Certificate shall be interpreted and governed, solely and exclusively, pursuant to the laws of the State of Israel, and no other law shall apply. Any and all legal actions shall be litigated within the jurisdiction of the courts of Israel, and no other jurisdiction shall apply. Customer waive any objection to such jurisdiction and venue on the basis of it being an inconvenient forum.



Kfar-Blum 1215000

Tel. 972-4-690-0222

Fax.972-4-690-2727

[http://:www.galconc.com](http://www.galconc.com)

E-mail: info@galconc.com

GDB 8AP